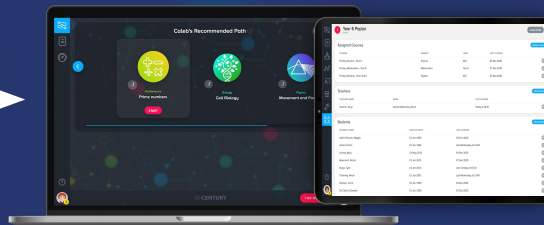


CENTURY Launch Lesson

Preparation

Assigned at least one course to your class so that they have content in their Recommended Path.

If you want students to sit a different diagnostic to the one at the start of the course, use the Planner.



5 mins



1 per student



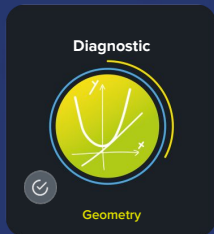
Medium



100%



Paper/books



Lesson Plan

1. Introduction to CENTURY and Recommended Path. What is AI? Get students to log in through **app.century.tech**
2. **Diagnostic** - Encourage students to click '*I don't know*' rather than guessing answers. Students to complete diagnostic **independently**.
3. **Nuggets** - Show students how to switch between video, slideshow and questions. Talk through the choice between retrying a nugget verses moving on. **Reattempt** nugget if the score isn't green (less than 70%).
4. **Student dashboard** - Get students to check their scores.

Data

Go to **Nuggets** view in **Teacher Dashboard** to identify gaps in knowledge for the diagnostic.
Go to **Markbook** view in **Teacher Dashboard** to see the students' completed nuggets and their scores.



Prep time
needed



Devices
needed



Teacher input
in lesson



Proportion of lesson
on CENTURY



Other equipment
needed

CENTURY for Flipped Learning

Science

Nugget: Making Salts [SP2.06]

Course: Practicals - Science GCSE

Lesson: Use insights from the **Nuggets** page to address misconceptions before students begin the making salts practical lesson.

This enables the practical to be completed in one session.



15 mins



1 per student



Medium



0%

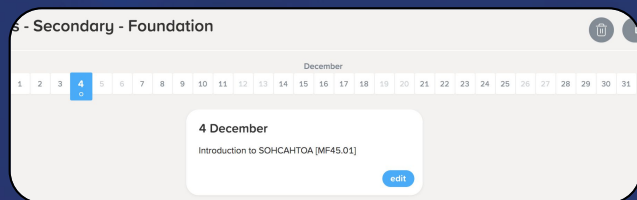


Usual lesson resources



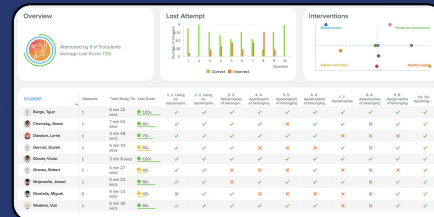
Use the Planner

Set **nugget(s)** for students to complete prior to the lesson.



Use the Nuggets page

You can find this on the **Teacher Dashboard**. Use it to review your students' work and plan the lesson.



Prep time needed



Devices needed



Teacher input in lesson



Proportion of lesson on CENTURY



Other equipment needed

CENTURY for Flipped Learning

Mathematics

Nugget: Introduction to SOHCAHTOA [MF45.01]
Course: Mathematics - Secondary - Foundation

Lesson: Discuss **misconceptions** about labelling triangles at the start of the lesson then use the lesson to model solving problems that involve SOHCAHTOA.



15 mins



1 per student



Medium



0%

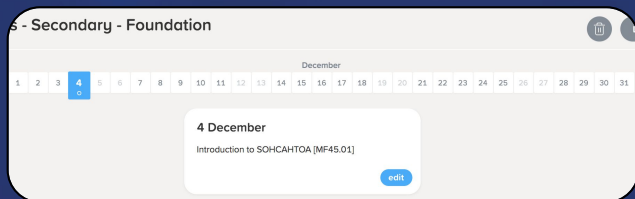


Usual lesson resources



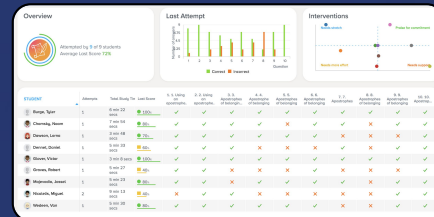
Use the Planner

Set **nugget(s)** for students to complete prior to the lesson.



Use the Nuggets page

You can find this on the **Teacher Dashboard**. Use it to review your students' work and plan the lesson.



Prep time needed



Devices needed



Teacher input in lesson



Proportion of lesson on CENTURY



Other equipment needed

CENTURY for Flipped Learning

English Literature

Nugget: Act One Scene Five [RJ2.07] and Romeo and Juliet: Shared Language [RJ7.08]

Course: English Literature - Romeo and Juliet

Lesson: Give students an extract from Act One Scene Five. Students plan an essay or exam-style question based on the extract with a focus on the language used.



15 mins



1 per student



Medium



0%

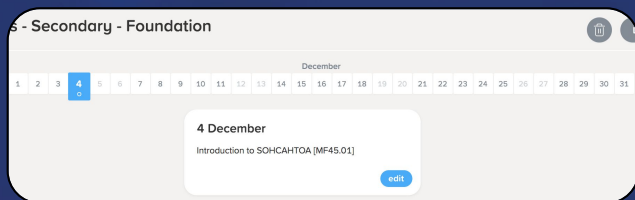


Usual lesson resources



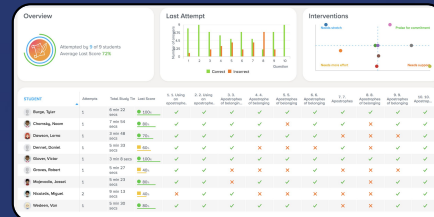
Use the Planner

Set **nugget(s)** for students to complete prior to the lesson.



Use the Nuggets page

You can find this on the **Teacher Dashboard**. Use it to review your students' work and plan the lesson.



Prep time needed



Devices needed



Teacher input in lesson



Proportion of lesson on CENTURY



Other equipment needed

CENTURY for Flipped Learning

Mathematics

Lesson Objective: To read Roman Numerals to 1,000.

Nugget to be set in advance: Roman Numerals (up to 100) [PM1.24]

Course: Primary - Mathematics - Year 5

To gauge students' **prior knowledge**, set a nugget through the **Planner** on '*Roman Numerals (up to 100)*' before your lesson.

Students can complete this nugget at home and you can use the insights from the **Nuggets** page to help you to tailor your lesson.



15 mins



1 per student



Medium



0%

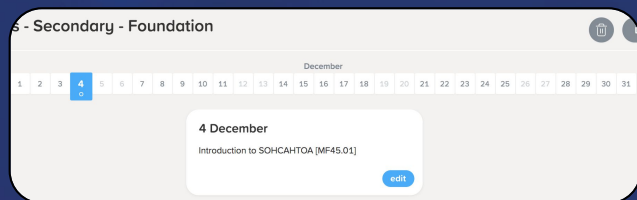


Usual lesson resources



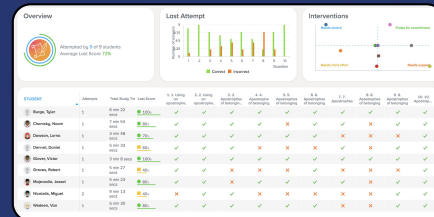
Use the Planner

Set **nugget(s)** for students to complete prior to the lesson.



Use the Nuggets page

You can find this on the **Teacher Dashboard**. Use it to review your students' work and plan the lesson.



Prep time needed



Devices needed



Teacher input in lesson



Proportion of lesson on CENTURY



Other equipment needed

CENTURY for Flipped Learning

English

Nugget: AQA: Paper 1, Question 5 - Image [EN10.05]
Edexcel: Paper 1, Question 5 [EN12.06]
Eduqas: Component 1, Section B [EN13.07]
(or one of the form nuggets from FS course)
Course: English Language - FE (Exam board specific)

Lesson: Students to complete nugget at start of lesson and use this to help them to plan and answer the question/one of the questions from the nugget in timed conditions.



15 mins



1 per student



Medium



0%

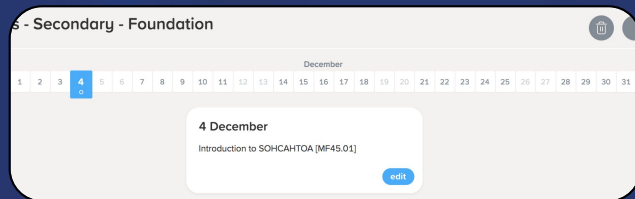


Usual lesson resources



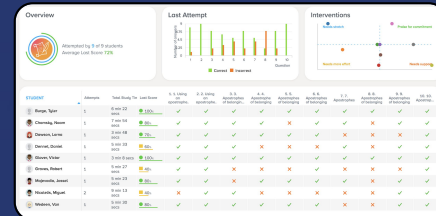
Use the Planner

Set **nugget(s)** for students to complete prior to the lesson.



Use the Nuggets page

You can find this on the **Teacher Dashboard**. Use it to review your students' work and plan the lesson.



Prep time needed



Devices needed



Teacher input in lesson



Proportion of lesson on CENTURY



Other equipment needed

CENTURY for Flipped Learning

Mathematics

Nugget: Reading a 12-Hour Clock 1: O'Clock and Half Past [MF37.01]

Reading a 12-hour Clock 2 [ME10.17]

Reading a 12-hour Clock 3 [ME10.18]

Course: Mathematics - Functional Skills - Level 2

Lesson: Students to complete nuggets for a lesson on converting time from 12 to 24 hour clocks (AM and PM).

Could use CENTURY as an assessment for learning in class, by asking student to complete a relevant nugget, e.g. Converting Time: AM and PM [ME10.19].



15 mins



1 per student



Medium



0%

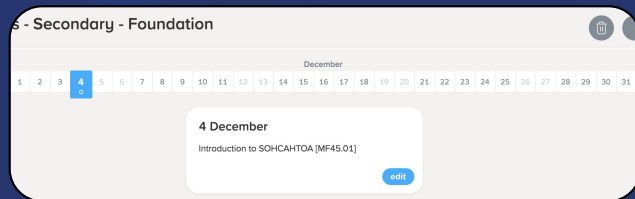


Usual lesson resources



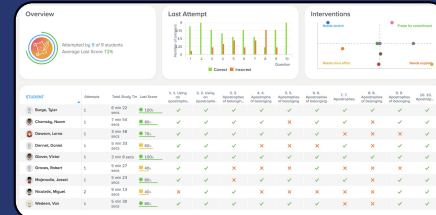
Use the Planner

Set **nugget(s)** for students to complete prior to the lesson.



Use the Nuggets page

You can find this on the **Teacher Dashboard**. Use it to review your students' work and plan the lesson.



Prep time needed



Devices needed



Teacher input in lesson



Proportion of lesson on CENTURY



Other equipment needed

CENTURY for Blended Learning

WHAT TO DO



Pre-lesson:

Set a nugget in the **Planner**. *This will be used for AfL during the lesson.*

In the lesson:

Teacher instruction

Model, demonstrate, explain. (Could use a CENTURY nugget)

Nuggets have alternative questions, so students can redo and not be asked the exact same questions again.



5 mins



1 per student



High



25%



Usual lesson resources



Students complete CENTURY nugget

Teacher opens **Nuggets** Tab in **Teacher Dashboard**.

Address roadblocks and common misconceptions.



Optional Plenary:

Students to go into **My Courses** and redo nugget.

If they get 100%, allow students to continue on their Path.

Primary Class
My Classes

Overview Markbook Nuggets Assignments Interventions

Course: Primary Mathematics - Year 3

Showing 12 of 13 Diagnostics - Number and Place Value - Addition and Subtraction - Multiplication

STUDENT	Diagnostics: Number and Place Value...	Diagnostics: Addition and Subtraction...	Diagnostics: Fractions (PML1.1)	Counting in Multiples of 4 (PML1.1)	Counting in Multiples of 5 (PML1.2)	Counting in Multiples of 50 (PML1.3)	Counting in Multiples of 100...	Recognising Place Value (PML1.4)	Rounding Numbers (PML1.5)	Finding 10 More or 10 Less...	Finding 100 More or 100 Less...	Comparing Numbers with Ones...
Adelin-Poock, Maggie	50	67						100	70	50		
Amara, Paven	86	75	50	75	88	71	88	70	100			
Channing, Noam	21	50		75	50	57		80				
Dawson, Lorna	43	83		75	75	43	38	30				
Mace, Georgina	57	50		50	50	71		100				100
Nicollis, Miguel	64	33		75		86	75	60			63	
Wobben, Van	43	58	33	75	88	71	88	70	60	100	50	

Set nugget in Planner

Teaching episode

AfL CENTURY

Teacher intervention

Redo CENTURY nugget or Recommended Pathway



Prep time needed



Devices needed



Teacher input in lesson



Proportion of lesson on CENTURY



Other equipment needed

CENTURY for Revision



Group Work

Students work in small groups with one device per group. Using the **nugget** slideshows, students teach each other the material and make notes.

Students work through problems or exam questions, using CENTURY as their research resource.



5 mins



1 per group



Low



100%



Usual lesson resources



Carousel

Students complete different revision activities in small groups, spending 15-20 minutes on each.

One of these activities is completing **nuggets** on CENTURY. Teacher might set **nuggets** to the students via the **Planner**.



5 mins



1 per student



Low



25%



Exercise books



Independent

Students choose **nuggets** from their **Recommended Path** or **Courses** page.

Teacher monitors usage on their **Teacher Dashboard**, making interventions when necessary. Teacher might also set **nuggets** to the students via the **Planner**.



0 mins



1 per student



Low



100%



Paper/books



Prep time needed



Devices needed



Teacher input in lesson



Proportion of lesson on CENTURY



Other equipment needed

CENTURY in Class



Carousel (Planner)

Students complete different activities in small groups. Teacher sets a **nugget** for a group activity.

In a Guided Reading lesson with different groups:

1. Reading independently
2. Completing Reading or SPaG nuggets on CENTURY
3. Teacher/TA led reading activity



5 mins



1 per group



Low



25%



Exercise books



Carousel (Recommended Path)



Students choose **nuggets** from their **Recommended Path** or **Courses** page.

Teacher monitors usage on their **Teacher Dashboard**, making interventions when needed.

Teacher might also set **nuggets** to the students via the **Planner**.



0 mins



1 per student



Low



100%



Exercise books



Prep time
needed



Devices
needed



Teacher input
in lesson



Proportion of lesson
on CENTURY



Other equipment
needed

CENTURY as a Teaching Aid



Teaching resource

Teacher accesses a **nugget** through the **My Courses** page, using the slideshow or video to illustrate the learning point. Students take notes in their books.

Teacher uses the assessment questions in the **nugget** as whole class questions or discussions and uses them to assess learning.



5 mins



1 per student



Low



50%



Usual lesson resources



Extension

Students who complete a particular task offline can access CENTURY.

Teacher can set a **nugget** or the student could choose one from their **Recommended Path**. Student can also use their personal **Dashboard** to choose a **nugget**.



5 mins



1 per student



Low



25%



Exercise books



Support

Students who are struggling with a particular activity can log in to CENTURY.

Students can select a **nugget** in the **My Courses** page to help them or a teacher/TA can assign a **nugget** to individual students using the **Assignment** feature.



0 mins



1 per student



Low



100%



Paper/books



Prep time needed



Devices needed



Teacher input in lesson



Proportion of lesson on CENTURY



Other equipment needed

CENTURY for Remote Learning (Asynchronous - without live lessons)



Using Planner



Students complete a **diagnostic** and recommended **nuggets**. Teacher tracks data and uses Planner to push nuggets to learners to align with SoW. Students can also check their Student Dashboard.



5 mins



1 per student



None, monitoring



100%



Exercise books



Independent Use

If students are completing the nuggets independently, the teacher can ask for copies of their notes to be uploaded to a task. In this way, teachers check that students are using the learning material effectively and keeping up the skill of handwriting and note-taking.

If using Google Classroom, students can write up notes in a doc.



5 mins



1 per student



Setting task



100%



Exercise books



Feedback

When teacher identifies particular questions causing issues in **Nuggets** tab, they can record feedback through a task assignment, working through same style of question.

Teacher redirects students to nugget or attaches questions for students to work through. If students are completing a nugget, the teacher can timestamp the **Nuggets** tab.



15 mins



1 per student



Setting and marking



100%



Exercise books



Prep time needed



Devices needed



Teacher input in lesson



Proportion of lesson on CENTURY



Other equipment needed

CENTURY for Remote Learning

(synchronous - live lessons)



Modelling

Teacher shares their screen and plays a CENTURY video (via **My Courses**), pausing the video to model where students should take notes.

Teacher uses CENTURY assessment questions for hands-down questioning or WAIT questioning using the Chat function.

Alternatively, students can then answer assessment questions in their accounts or from other resources provided by the teacher, such as exam questions or extended tasks.



5 mins selecting nugget



50%



Exercise books



Assessment for Learning



Teacher explains concept to class, then directs students to a nugget (using **Planner** or **My Courses**).

Teacher checks **Nuggets** tab and analyses data, then intervenes, perhaps presenting difficult questions to the class and using an online whiteboard to work through examples.

Teacher redirects students to a nugget in **My Courses** or sets a nugget through the Planner.



5 mins if using planner



50%



Exercise books



Drop ins



For older students, they can perhaps work on CENTURY independently, but there can be a specific time slot when the teacher will be online and students can drop in for support with nuggets they've completed.

Students can check their **Student Dashboard** for nuggets to help them to improve.



5 mins if using planner



75%



Exercise books



Prep time needed



Devices needed



Teacher input in lesson



Proportion of lesson on CENTURY



Other equipment needed