

# Who Stole Christmas?

**Santa's presents have gone missing and we need your help to solve the mystery!**

**WE HAVE FIGURED OUT THE THREE KEY SUSPECTS:**



It's now over to you to help us save Christmas by finding out which one of the elves did it, where they hid the presents and how they did it!

You'll need to show off your English, maths and science skills to complete six tasks. Once you have finished each task, you will uncover a clue which will eliminate one of the possible hiding places, one of the tools used to steal the presents or a suspect.

If you need to brush up on any of your skills, scan the QR codes in each task or use the links to watch our handy videos.

Once you have completed all the tasks, found all the clues and eliminated 6 things (2 places, 2 tools and 2 suspects), you'll be left with the answers to solve the mystery and save Christmas!

The fate of Christmas morning rests in your hands...

Good luck!

**Collect the clues** and use them to eliminate possible hiding places, tools used to steal the presents and, most importantly, the innocent suspects.

CLUE 1

---

CLUE 2

---

CLUE 3

---

CLUE 4

---

CLUE 5

---

CLUE 6

---

**Cross off the pictures** as you eliminate the places, tools and suspects.

Behind the reindeers' manure heap 	Inside the ice cave 	In the elves' tree house 
Present shrinking gun 	Giant vacuum cleaner 	Invisibility blanket 
Elfis Presley 	Buddy 	Big Ears 

**Now solve the mystery:**

WHERE ARE THE PRESENTS HIDING?

---

HOW WERE THEY STOLEN?

---

WHO STOLE THEM?

---

## Task 1

# Addition and Subtraction

To reveal the first clue and eliminate a **hiding place**, we need you to put your maths skills to the test! Solve the calculations below. Take the highlighted digits and use the alphabet code at the bottom to find out which letter they represent. Once you have put all of the letters together, you'll have your first clue and be one step closer to saving Christmas!

You will need an extra piece of paper for your workings. The first one has been done for you.

1.  $55 + 37 = \underline{9}\underline{2}$

11.  $4575 + 321 = \underline{\quad}\underline{\quad}\underline{\quad}\underline{\quad}$

2.  $110 - 90 = \underline{\quad}\underline{\quad}$

12.  $6574 - 262 = \underline{\quad}\underline{\quad}\underline{\quad}\underline{\quad}$

3.  $110 - 21 = \underline{\quad}\underline{\quad}$

13.  $309 + 203 = \underline{\quad}\underline{\quad}\underline{\quad}$

4.  $74 + 45 = \underline{\quad}\underline{\quad}\underline{\quad}$

14.  $652 - 527 = \underline{\quad}\underline{\quad}\underline{\quad}$

5.  $231 + 150 = \underline{\quad}\underline{\quad}\underline{\quad}$

15.  $5436 + 662 = \underline{\quad}\underline{\quad}\underline{\quad}\underline{\quad}$

6.  $437 - 224 = \underline{\quad}\underline{\quad}\underline{\quad}$

16.  $1953 - 492 = \underline{\quad}\underline{\quad}\underline{\quad}\underline{\quad}$

7.  $543 + 53 = \underline{\quad}\underline{\quad}\underline{\quad}$

17.  $4592 + 2497 = \underline{\quad}\underline{\quad}\underline{\quad}\underline{\quad}$

8.  $563 - 361 = \underline{\quad}\underline{\quad}\underline{\quad}$

18.  $5461 - 2816 = \underline{\quad}\underline{\quad}\underline{\quad}\underline{\quad}$

9.  $4532 + 2307 = \underline{\quad}\underline{\quad}\underline{\quad}\underline{\quad}$

19.  $4663 + 519 = \underline{\quad}\underline{\quad}\underline{\quad}\underline{\quad}$

10.  $6948 - 2136 = \underline{\quad}\underline{\quad}\underline{\quad}\underline{\quad}$

20.  $6363 - 929 = \underline{\quad}\underline{\quad}\underline{\quad}\underline{\quad}$

Clue 1:

1	2	3	4	5	6	7	8	9	10	11	12	13	14	15	16	17	18	19	20
I																			

1	2	3	4	5	6	7	8	9	10	11	12	13	14	15	16	17	18	19	20	21	22	23	24	25	26
A	B	C	D	E	F	G	H	I	J	K	L	M	N	O	P	Q	R	S	T	U	V	W	X	Y	Z



Need to brush up on your skills? Scan these QR codes or use the links.  
[youtube.com/watch?v=t347YcQBgf8](https://www.youtube.com/watch?v=t347YcQBgf8) / [youtube.com/watch?v=t347YcQBgf8](https://www.youtube.com/watch?v=t347YcQBgf8)



## Task 2

# Multiplication and Division

You now need to solve some calculations to find a clue that will eliminate another **hiding place**. Take the highlighted digit/digits and use the alphabet code to find out which letter they represent. Put all of the letters together to find your second clue!

1.  $2 \times \boxed{\phantom{00}} = 46$

11.  $110 \div 11 = \boxed{\phantom{00}}\boxed{\phantom{00}}$

2.  $7 \times 4 = \boxed{\phantom{00}}\boxed{\phantom{00}}$

12.  $1 \times 23 = \boxed{\phantom{00}}\boxed{\phantom{00}}$

3.  $3 \times 7 = \boxed{\phantom{00}}\boxed{\phantom{00}}$

13.  $9 \times \boxed{\phantom{00}} = 54$

4.  $40 \div 2 = \boxed{\phantom{00}}\boxed{\phantom{00}}$

14.  $11 \times 11 = \boxed{\phantom{00}}\boxed{\phantom{00}}\boxed{\phantom{00}}$

5.  $\boxed{\phantom{00}} \times 7 = 63$

15.  $144 \div \boxed{\phantom{00}}\boxed{\phantom{00}} = 12$

6.  $\boxed{\phantom{00}}\boxed{\phantom{00}} \times 2 = 38$

16.  $38 \div 2 = \boxed{\phantom{00}}\boxed{\phantom{00}}$

7.  $100 \div 5 = \boxed{\phantom{00}}\boxed{\phantom{00}}\boxed{\phantom{00}}$

17.  $12 \times 11 = \boxed{\phantom{00}}\boxed{\phantom{00}}\boxed{\phantom{00}}$

8.  $6 \times \boxed{\phantom{00}} = 48$

18.  $\boxed{\phantom{00}} \times 9 = 45$

9.  $9 \times 9 = \boxed{\phantom{00}}\boxed{\phantom{00}}$

19.  $72 \div 6 = \boxed{\phantom{00}}\boxed{\phantom{00}}$

10.  $10 \times 12 = \boxed{\phantom{00}}\boxed{\phantom{00}}\boxed{\phantom{00}}$

20.  $96 \div \boxed{\phantom{00}}\boxed{\phantom{00}} = 8$

Clue 2:

1	2	3	4	5	6	7	8	9	10	11	12	13	14	15	16	17	18	19	20	?
---	---	---	---	---	---	---	---	---	----	----	----	----	----	----	----	----	----	----	----	---

1	2	3	4	5	6	7	8	9	10	11	12	13	14	15	16	17	18	19	20	21	22	23	24	25	26
A	B	C	D	E	F	G	H	I	J	K	L	M	N	O	P	Q	R	S	T	U	V	W	X	Y	Z



Need to brush up on your skills? Scan these QR codes or use the links.  
[youtube.com/watch?v=7FtwUB0JksY](https://www.youtube.com/watch?v=7FtwUB0JksY) / [youtube.com/watch?v=iiMt\\_bjrhwc](https://www.youtube.com/watch?v=iiMt_bjrhwc)

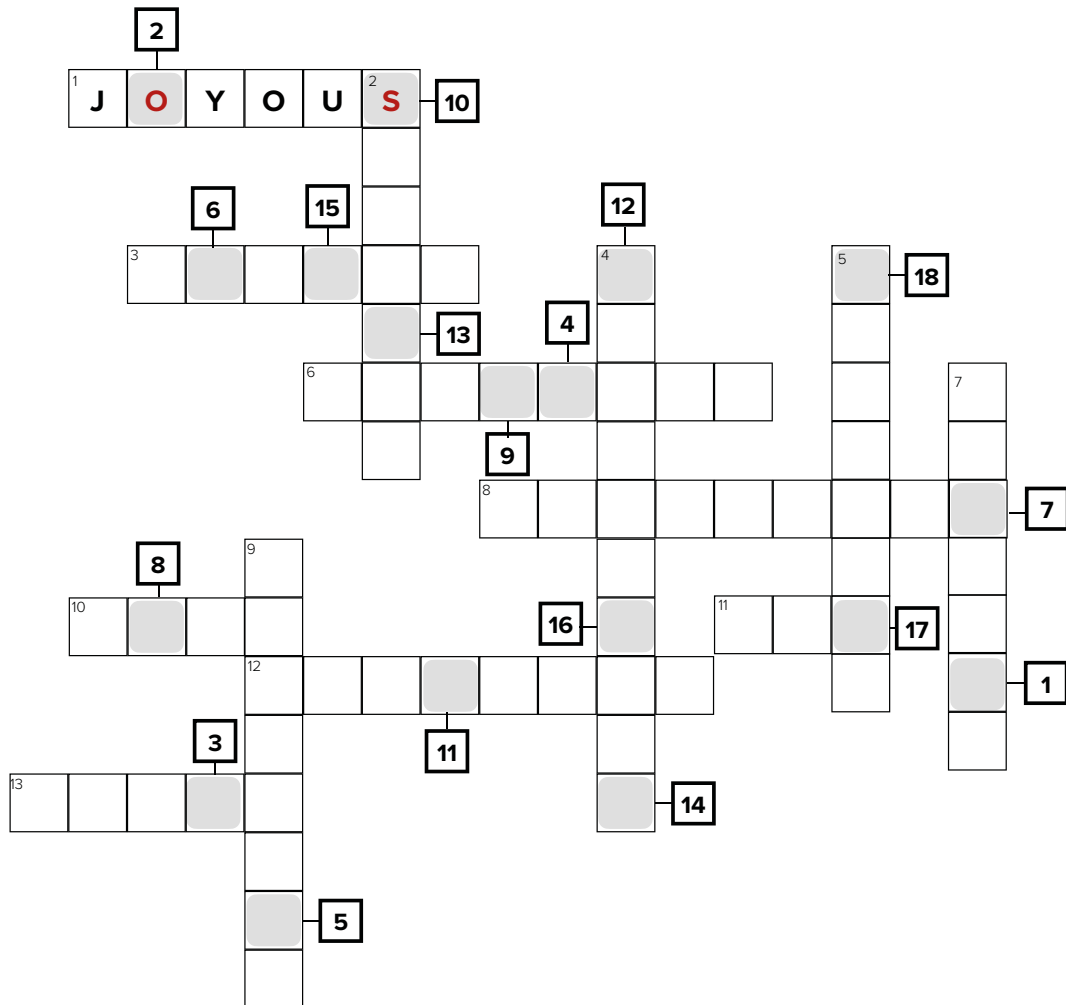




## Task 3

# Word Classes Crossword

Great job so far! To eliminate a **tool used to steal the presents**, you need to complete the crossword and then put all of the highlighted letters together to reveal the clue.



### Across

1. Adjective to describe being full of joy (not joyful!)
3. Preposition missing in this line from a poem about Christmas Eve 'T'was the night \_\_\_\_\_ Christmas.'
6. Adjective formed from the noun glitter.
8. Noun formed from the adjective merry.
10. Adjective that describes three of the nativity visitors 'The Three \_\_\_\_\_ men'.
11. A pronoun from the phrase 'We wish you a merry Christmas and a happy New Year'.
12. Adverb to describe how often Christmas happens.
13. Verb (present tense) formed from the adjective shiny.

### Down

2. Verb (simple present tense) formed from the adjective sparkling.
4. Adverb to describe the way someone who is **full** of **cheer** may laugh.
5. Adjective formed from the noun peace.
7. Preposition in the line 'Well, the weather outside is frightful'.
9. Adjective missing from this line from the song *Silent Night* 'Sleep in \_\_\_\_\_ peace'.

### Clue 3:

1 2 3 4 5 6 7 8 9 10 11 12 13 14 15 16 17 18 !

Need to brush up on your skills?  
Scan this QR codes or use the links.

[youtube.com/watch?v=YMPf77EhONG](https://youtube.com/watch?v=YMPf77EhONG)



## Task 4

# Homophones

To eliminate another **tool used to steal the presents** you'll need to know your homophones. Read the story 'The Christmas Eve Sighting' and choose the correct homophones, circling the correct answers. Then, write the letters you find above the correct answers at the bottom of the page to reveal another clue! Remember to write them in order. As an example, the first word and letter have been done for you.

## The Christmas Eve Sighting

**S** **N**  
Piece / Peace at last. It was Christmas Eve and all of the children had fallen  
**O** **H** **E** **T**  
asleep for the night / knight, accept / except for the youngest in the family, a  
**A** **H**  
bouy / boy named Charlie. He was tossing and turning, so excited for the  
**Y** **I** **T**  
mourning/ morning that he couldn't sleep. At exactly midnight, Charlie herd /  
**N** **G** **U**  
heard a loud noise outside, and rushed to look through / threw his window to  
**U** **T** **U**  
sea / see what was going on. It was difficult to figure out through the missed /  
**O**  
mist who was there, but he could tell that there was a man standing just  
**A** **S**  
outside who's / whose beard was long, bushy and white. He was certainly far  
**A** **E** **E** **U**  
to / too tall to be his father / farther. When he looked further back in the  
garden, he was shocked to see what he thought looked just like a reindeer. It  
**H** **U** **E** **U**  
must be / bee St Nick, he thought! He didn't know whether / weather or not to  
go outside to see him because Charlie's parents had always told him that you  
**R** **T** **E**  
weren't allowed / aloud to see Santa or he wouldn't deliver any presents /  
**F**  
presence. Instead, he hurried away from the window to avoid being seen and  
tucked himself up in bed, smiling as he heard footsteps approaching the  
house.

Clue 4:

**N**

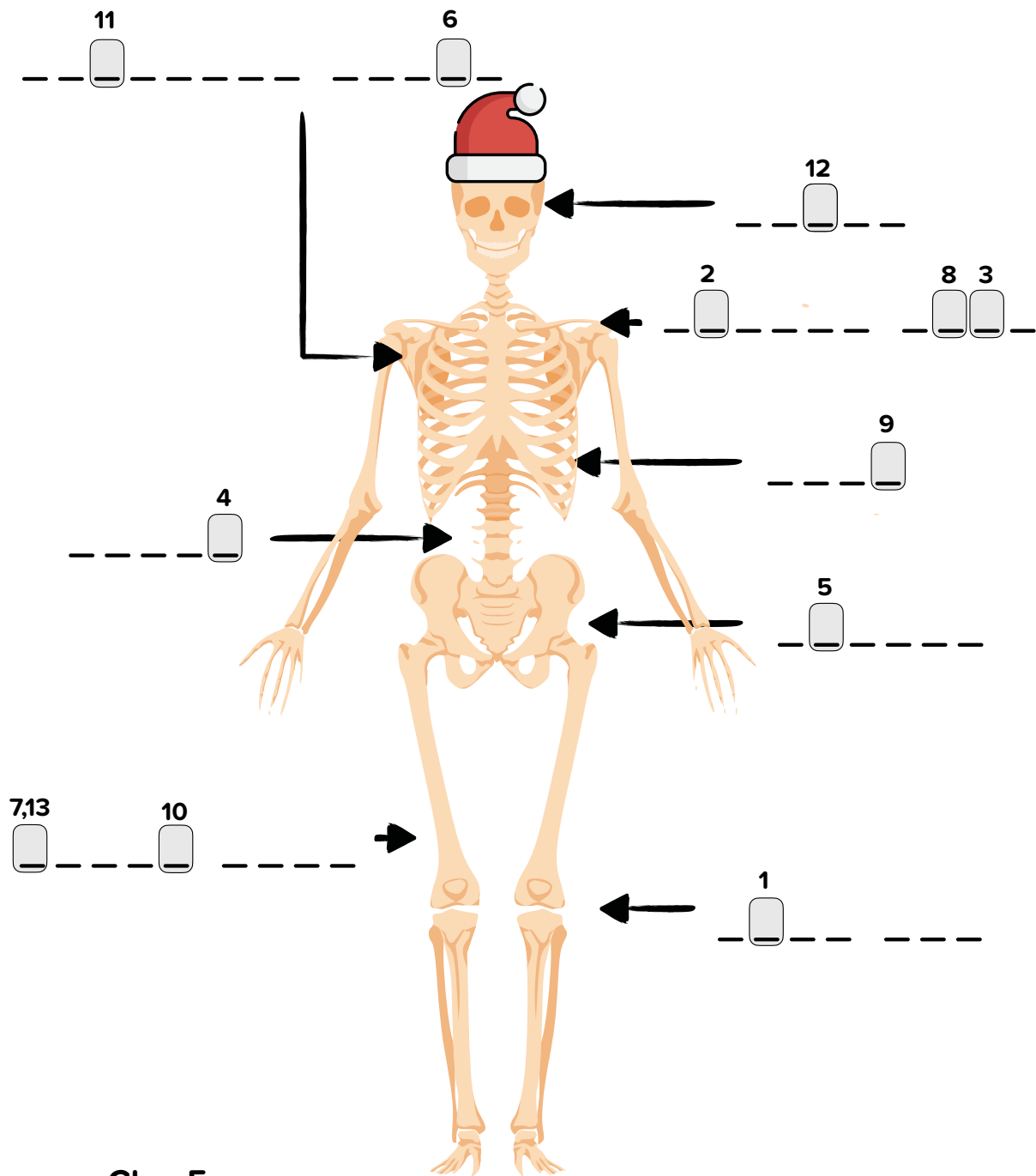
Need to brush up on your skills?  
Scan this QR codes or use the links.  
[youtube.com/watch?v=ENrAdPlqfDI](https://youtube.com/watch?v=ENrAdPlqfDI)



## Task 5

# The Human Skeleton

Just two more tasks to go! Show off your science skills by labelling the bones on this skeleton to eliminate a **suspect**. Put all of the highlighted letters in the labels together to find the clue.



Clue 5:

1	2	3	4	5	6	7	8	9	10	11	12	13

Need to brush up on your skills?  
Scan this QR codes or use the links.

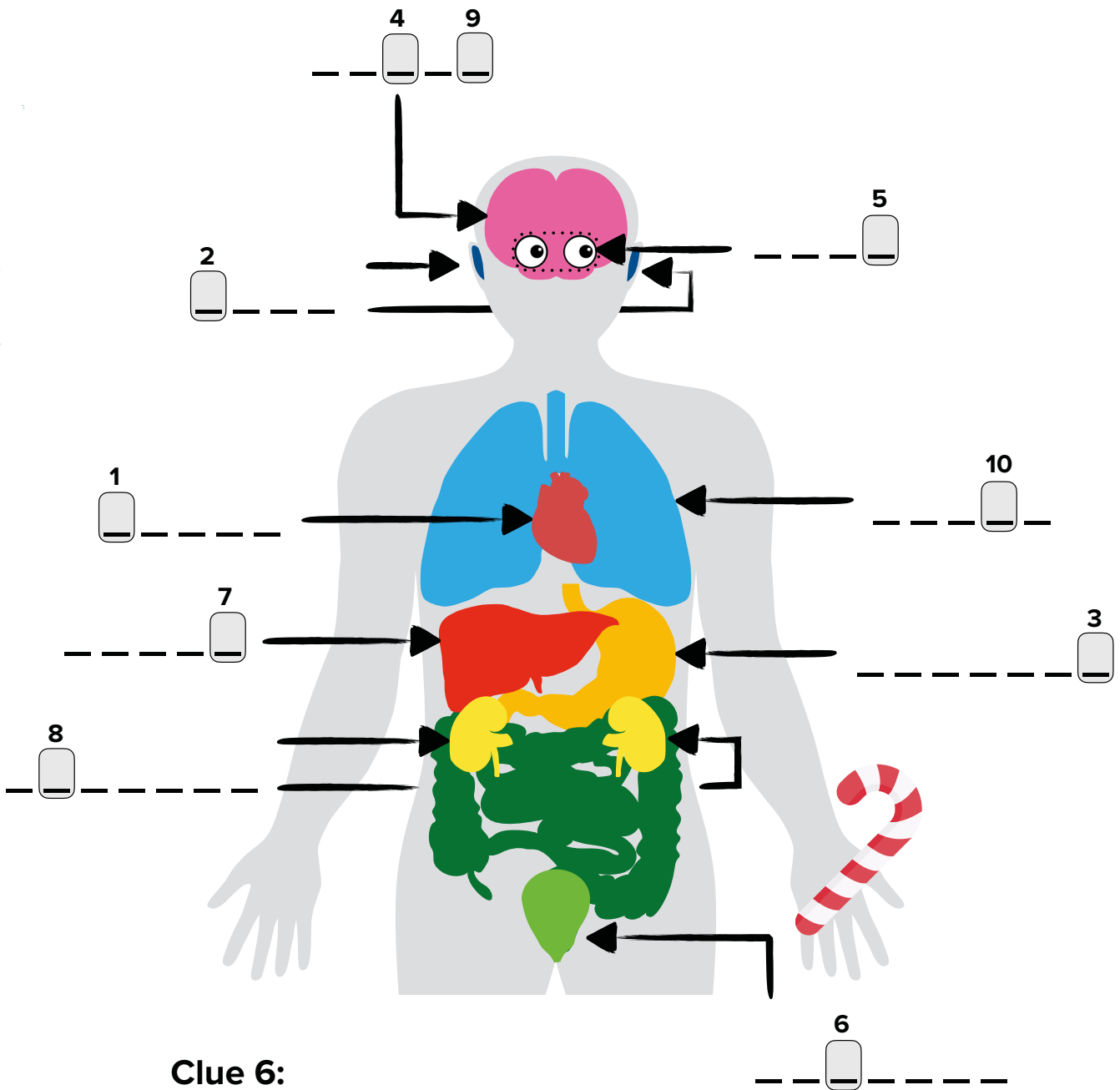
[youtube.com/watch?v=mEP7Xz1NZ1M](https://youtube.com/watch?v=mEP7Xz1NZ1M)



## Task 6

# Major Organs of the Human Body

Great job, you've nearly cracked the mystery and are now on to your final clue! Label all of the major organs and then put all of the highlighted letters together to find your final clue and eliminate a second suspect.



Clue 6:

1	2	3	4	5	6	7	8	9	10
---	---	---	---	---	---	---	---	---	----

Need to brush up on your skills?  
Scan this QR codes or use the links.

[youtube.com/watch?v=FBs4bGVFjfo](https://youtube.com/watch?v=FBs4bGVFjfo)



# Shhh... Here are the answers



## Task 1

1. **92** I
2. **20** T
3. **89** I
4. **119** S
5. **381** A
6. **213** B
7. **596** I
8. **202** T
9. **6839** C
10. **4812** H
11. **4896** I
12. **6312** L
13. **512** L
14. **125** Y
15. **6098** I
16. **1461** N
17. **7089** H
18. **2645** E
19. **5182** R
20. **5434** E

**Eliminates**  
Inside the ice cave

## Task 2

1. **23** W
2. **28** H
3. **21** A
4. **20** T
5. **9** I
6. **19** S
7. **20** T
8. **8** H
9. **81** A
10. **120** T
11. **10** A
12. **23** W
13. **6** F
14. **121** U
15. **12** L
16. **19** S
17. **132** M
18. **5** E
19. **12** L
20. **12** L

**Eliminates**  
Behind the reindeers' manure heap

## Task 3



**Don't let it suck you up**

**Eliminates**  
Giant vacuum cleaner

## Task 4

- N peace  
O night  
T except  
H boy  
I morning  
N heard  
G through
- T see  
O mist
- S whose  
E too  
E father
- H be  
E whether  
R allowed  
E presents

**Eliminates**  
Invisibility blanket

## Task 5

1. **N** Knee cap
2. **O** Collar bone
3. **N** Collar bone
4. **E** Spine
5. **E** Pelvis
6. **D** Shoulder blade
7. **T** Thigh bone
8. **O** Collar bone
9. **S** Ribs
10. **H** Thigh bone
11. **O** Shoulder blade
12. **U** Skull
13. **T** Thigh bone




**Eliminates**  
Big Ears

## Task 6

1. **H** Heart
2. **E** Ears
3. **H** Stomach
4. **A** Brain
5. **S** Eyes
6. **A** Bladder
7. **R** Liver
8. **I** Kidneys
9. **N** Brain
10. **G** Lungs

**Eliminates**  
Elvis Presley

## The answer is...

In the elves' tree house 	Present shrinking gun 	Buddy 
---	--	--