

# Course Mapping Guide

## Secondary Digital Skills

# About CENTURY

CENTURY is a learning platform that uses artificial intelligence to personalise learning for every learner. Our team of experienced teachers have created all of our content for English, maths and science from years 2 to 11, as well as functional skills content for post-16 learners. All courses are aligned to the national curriculum and national standards.

- ✓ Learning materials and questions for primary, secondary and post-16 learners
- ✓ Tailored to each learner's skills and knowledge
- ✓ Powered by the world's leading adaptive learning platform
- ✓ Web-based learning for tablets, laptops and desktops




# How does **CENTURY** work?




### Diagnostics

Learners begin by completing diagnostics that quickly identify knowledge gaps and misconceptions, and help CENTURY recommend the best learning materials for each individual learner.



### Recommended Path

This constantly adapting personalised pathway contains micro-lessons designed to address gaps in knowledge, provide stretch and challenge and promote long-term memory retention.




### Leadership Dashboard

Senior and middle leaders get an overview of performance and engagement on a subject, class and learner level.




### Achievements

Learners get rewarded with badges and streaks for completing micro-lessons or using CENTURY over a certain period of time to increase their motivation and engagement.




### Automated Marking

Teachers can view data in real time, to help you quickly identify which learners require additional support or further stretch.



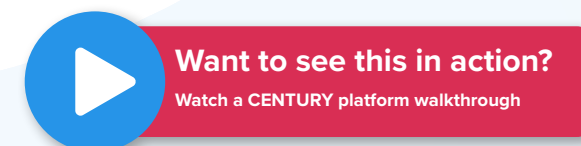
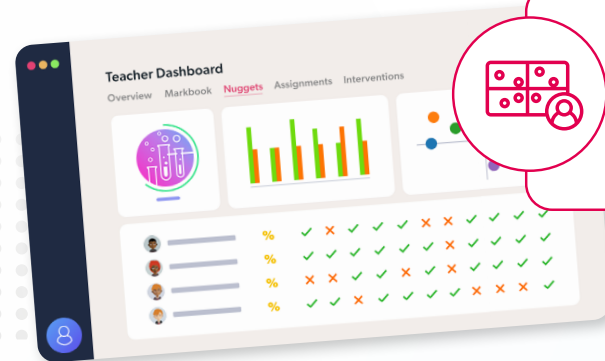

### Teacher Dashboard

Use the markbook to monitor individual learners and whole-class trends with a range of dashboards.



### Learner Dashboard & Guardian Portal

Learners can identify their strengths and areas for improvement. Parents and guardians can monitor their learner's progress, completed work, and see work set.



# TeacherGENie™

Making generative AI work for teachers

CENTURY has always led the way in embedding AI into education through our teaching and learning platform. TeacherGENie™ goes beyond using generative AI alone, as we know the true value of these tools can only be realised when they are combined with quality, teacher-made resources.

These worksheets, consisting of five questions, can be used:

- ✓ in class as a starter to assess prior knowledge,
- ✓ as a plenary to check learning,
- ✓ as part of home learning,
- ✓ as a great revision tool in the run up to exams.

With the 'Copy question' button, you can easily copy and paste the generated content to use elsewhere.

By grounding generative AI in expertly crafted learning resources, we're making sure that tools such as TeacherGENie™ deliver meaningful, classroom-ready materials that genuinely support teaching goals.

The screenshot displays the TeacherGENie interface for a Year 6 SPaG (Spelling, Punctuation, and Grammar) worksheet. The main content area shows three questions related to possessive pronouns. A red dotted arrow points from the 'Copy question' button on Question 1 to a separate document titled 'Possessive Pronouns - Teacher Sheet'. This document contains five questions related to possessive pronouns, including identifying pronouns in sentences, filling in blanks, and choosing the correct word for ownership.

**Possessive Pronouns**

Name: \_\_\_\_\_ Date: \_\_\_\_\_

**Question 1**  
Identify and write the possessive pronoun in this sentence.  
The toy belongs to James, so it is definitely his.

**Question 2**  
What is the possessive pronoun in the sentence below?  
The house at the end of the street is theirs.

**Question 3**  
Fill in the blank with the appropriate possessive pronoun.  
The bicycles belonged to both Emma and Olivia.  
The bicycles were \_\_\_\_\_.

**Question 4**  
Choose the word that cannot be used to show ownership.  
• him  
• yours  
• mine  
• ours

**Question 5**  
Which option correctly describes the function of a possessive pronoun?  
• is the name used for specific people, places, things or ideas.  
• is a word that is spelt the same but has a different meaning.  
• shows that something belongs to someone or something.  
• is a word that links two words or phrases together.

# Secondary Digital Skills

This course explores the key skills that learners will need for life and work, covering using devices and handling information, creating and editing, communicating, transacting and being safe and responsible online.



## Secondary Digital Skills

Name the devices.

Smart Thermostat

Possible Answers

Laptop

Tablet

VR

I DON'T KNOW

### Identifying Appropriate Websites

Some websites will be more relevant to your search than others.

It is important to identify which websites are appropriate for your search and which ones have an **agenda**.

Websites with an **agenda** might be trying to sell you something or may not be relevant to your search at all.

Google Home improvements

All Images Videos Maps

This worksheet is divided into **rows**, **columns** and **individual cells**. Rows are labelled using letters. Columns are labelled using numbers.

	A	B	C	D	E	F	G
1							
2							
3							
4							
5							
6							
7							
8							

Which of the following could a spreadsheet be used for?

☐ creating a slideshow presentation for work

☐ scheduling an email

☒ carrying out data calculations using formulae

☐ writing a newspaper article

I DON'T KNOW

SUBMIT ANSWER


Spending a long time on a device can cause physical problems such as pain, discomfort and injury.

Common problems include:

- Eyestrain
- Headaches
- Muscle pain
- Repetitive strain injury



**Questions?**  
Email [support@century.tech](mailto:support@century.tech)



**CENTURY**