



# CENTURY

ACTIONABLE INTELLIGENCE

## Run your own competitions



# Celebrate **CENTURY** usage by individuals in your class

Running **internal competitions** can be a great way to embed CENTURY in your classes and motivate students to learn on CENTURY.

Organise a **weekly usage competition** within your class to celebrate individual students.

## How to use your Teacher Dashboard to identify students

- ➔ Go to your **Teacher Dashboard**, select the class you wish to view.
- ➔ On the **Overview tab**, update 'All time' to 'Previous 7 days'.
- ➔ Click on the different headings, depending on what you want to track, for example **Nuggets, Questions**.
- ➔ Select your desired metric and **celebrate** those students.

Class Activity Previous 7 days

462 Nuggets Attempted    3784 Questions Answered    1d 15h Time Spent Studying

NAME	NUGGETS	QUESTIONS	STUDY TIME	AVERAGE LAST SCORE
Gazzaniga, Michael	215	1499	17h 17m	33%
Stuart, Charles	58	484	2h 8m	51%
Majevadia, Jassel	24	218	5h 21m	75%
Aderin-Pocock, Maggie	24	246	2h 30m	82%
Mace, Georgina	19	175	1h 46m	64%
Wedeen, Van	19	173	1h 13m	62%
Chomsky, Noam	17	157	1h 22m	77%
Graves, Robert	17	166	2h 9m	61%
Olusoga, David	16	156	1h 49m	64%
Glover, Victor	16	157	56m 33s	88%
Williams, Kate	15	143	1h 20m	63%
Nicolelis, Miguel	14	135	1h 15m	42%
Student, Katie C	8	75	17m 13s	32%

# Run inter-class competitions

Running inter-class competitions can be a fun way to embed CENTURY in year groups, much like the Spring Challenge and Winter Cup.

Decide a start and end date for the competition to mark on the **printable leaderboards**. Set expectations for each class, track their usage on a weekly basis.

If you would like to run one of these competitions, please **reach out to your account manager** who can help you with setting up reports to track competition progress.

You could also run a usage competition to celebrate individual students across the whole organisation.

How about organising a competition to raise money for charity? Why not partner with a local business to sponsor a competition among your students, with all contributions going to a charity of your choice?



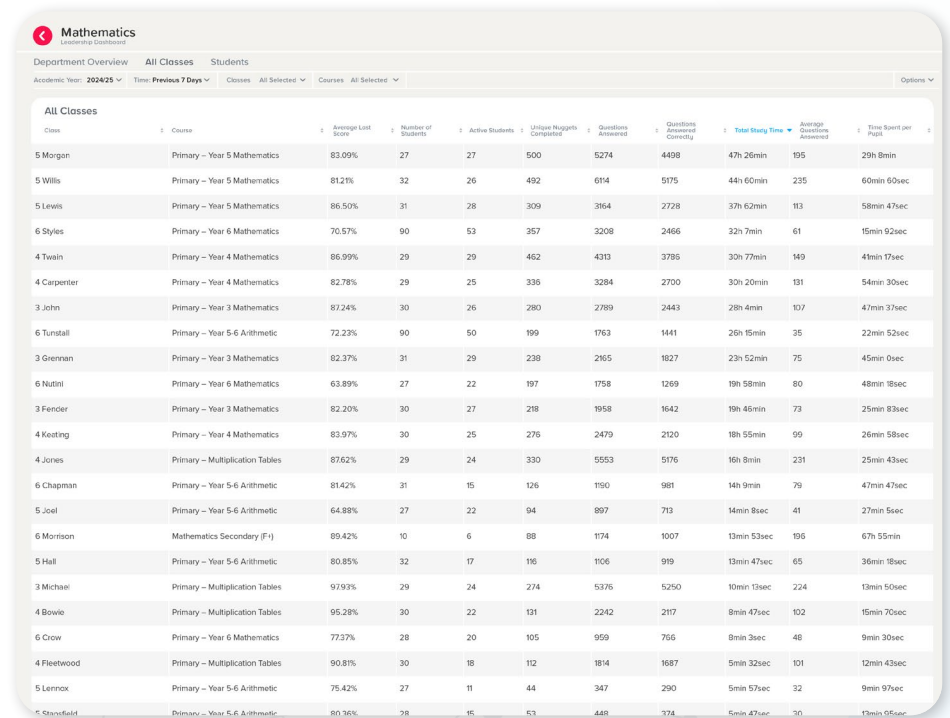
# Celebrate students across your school or college

Run a usage competition to celebrate individual students across the whole organisation

- ➔ Navigate to your **Leadership Dashboard**. Click the 'Students' tab at the top.
- ➔ Select a **time filter**, for example, 'Previous 7 days'.
- ➔ Select a metric to filter by, such as **Unique Nuggets Completed**.
- ➔ Alternatively, **export this data** to an Excel spreadsheet by clicking Options.

How about organising a competition to **raise money for charity**? One idea is to partner with a local business to sponsor a competition among your students, with all contributions going to a charity of your choice.

## How to use your Leadership Dashboard to run the competition



The screenshot shows the Leadership Dashboard for Mathematics. The interface includes a navigation bar with 'Department Overview', 'All Classes', and 'Students' tabs. Below the navigation bar, there are filters for 'Academic Year' (2024/25), 'Time' (Previous 7 Days), 'Classes' (All Selected), and 'Courses' (All Selected). The main content area displays a table titled 'All Classes' with the following columns: Class, Course, Average List Score, Number of Students, Active Students, Unique Nuggets Completed, Questions Answered, Questions Answered Correctly, Total Study Time, Average Questions Answered, and Time Spent per Pupil. The table lists 20 different classes with their respective performance metrics.

Class	Course	Average List Score	Number of Students	Active Students	Unique Nuggets Completed	Questions Answered	Questions Answered Correctly	Total Study Time	Average Questions Answered	Time Spent per Pupil
5 Morgan	Primary - Year 5 Mathematics	83.09%	27	27	500	5274	4498	47h 26min	195	29h 8min
5 Willis	Primary - Year 5 Mathematics	81.2%	32	26	492	614	5175	44h 60min	235	60min 60sec
5 Lewis	Primary - Year 5 Mathematics	86.50%	31	28	309	3364	2728	37h 62min	113	58min 47sec
6 Styles	Primary - Year 6 Mathematics	70.57%	90	53	357	3208	2466	32h 7min	61	15min 92sec
4 Twain	Primary - Year 4 Mathematics	86.99%	29	29	462	4313	3785	30h 77min	149	41min 17sec
4 Carpenter	Primary - Year 4 Mathematics	82.78%	29	25	336	3284	2700	30h 20min	131	54min 30sec
3 John	Primary - Year 3 Mathematics	87.24%	30	26	280	2789	2443	28h 4min	107	47min 37sec
6 Tunstall	Primary - Year 5-6 Arithmetic	72.23%	90	50	199	1763	1441	26h 15min	35	22min 52sec
3 Greenan	Primary - Year 3 Mathematics	82.37%	31	29	238	2165	1827	23h 52min	75	45min 0sec
6 Nutini	Primary - Year 6 Mathematics	63.89%	27	22	197	1758	1259	19h 58min	80	48min 18sec
3 Fender	Primary - Year 3 Mathematics	82.20%	30	27	218	1958	1642	19h 45min	73	25min 83sec
4 Keating	Primary - Year 4 Mathematics	83.97%	30	25	276	2479	2120	18h 55min	99	26min 58sec
4 Jones	Primary - Multiplication Tables	87.62%	29	24	330	5553	5176	16h 8min	231	25min 43sec
6 Chapman	Primary - Year 5-6 Arithmetic	81.42%	31	15	126	1190	981	14h 9min	79	47min 47sec
5 Joel	Primary - Year 5-6 Arithmetic	64.88%	27	22	94	897	713	14min 8sec	41	27min 55sec
6 Morrison	Mathematics Secondary (F-1)	89.42%	10	6	88	174	1007	13min 53sec	196	67h 55min
5 Hall	Primary - Year 5-6 Arithmetic	80.85%	32	17	116	1106	919	13min 47sec	65	36min 18sec
3 Michael	Primary - Multiplication Tables	97.93%	29	24	274	5376	5250	10min 13sec	224	13min 50sec
4 Bowie	Primary - Multiplication Tables	95.28%	30	22	131	2242	2117	8min 47sec	102	15min 70sec
6 Crow	Primary - Year 6 Mathematics	77.27%	28	20	105	959	756	8min 3sec	48	9min 30sec
4 Fleetwood	Primary - Multiplication Tables	90.81%	30	18	112	1814	1687	5min 32sec	101	12min 43sec
5 Lennox	Primary - Year 5-6 Arithmetic	75.42%	27	11	44	347	290	5min 57sec	32	9min 97sec
5 Stanfield	Primary - Year 5-6 Arithmetic	80.36%	28	16	53	448	374	5min 47sec	30	13min 05sec

Teachers with Leadership Dashboard permissions can select to see **All Classes** to track usage. If you need Leadership permissions, please get in touch with [support@century.tech](mailto:support@century.tech)

# Download our resource pack

We have compiled our resources to help you celebrate your students. Download our resource pack to access certificates, leaderboards and stickers that can be used to support your competitions.



# STUDENT SPOTLIGHT

We want to celebrate students' learning journeys on CENTURY. That's why we've launched CENTURY's **Student Spotlight**, to shine a light on some outstanding individuals. To do this, **we need your help!**

Nominate a student


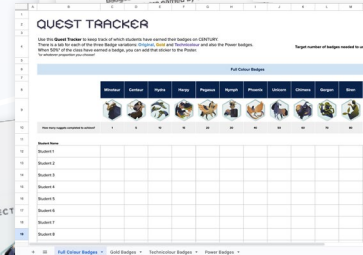
We will then email you if their nomination is selected and check that we have the parent/guardian's permission for them to be featured. They will appear in a future **newsletter** and **CENTURY's social media**.

**Thank you for supporting our CENTURY learning community!**



# THE MYTHIC PATH

Complete CENTURY's Mythic Path with your class!  
 Here you will find all the resources to complete the Mythic Path as a class, as well all you need to know to become a **Quest Leader** and guide your class to success.





support@century.tech

in f @ X

Award-winning technology

